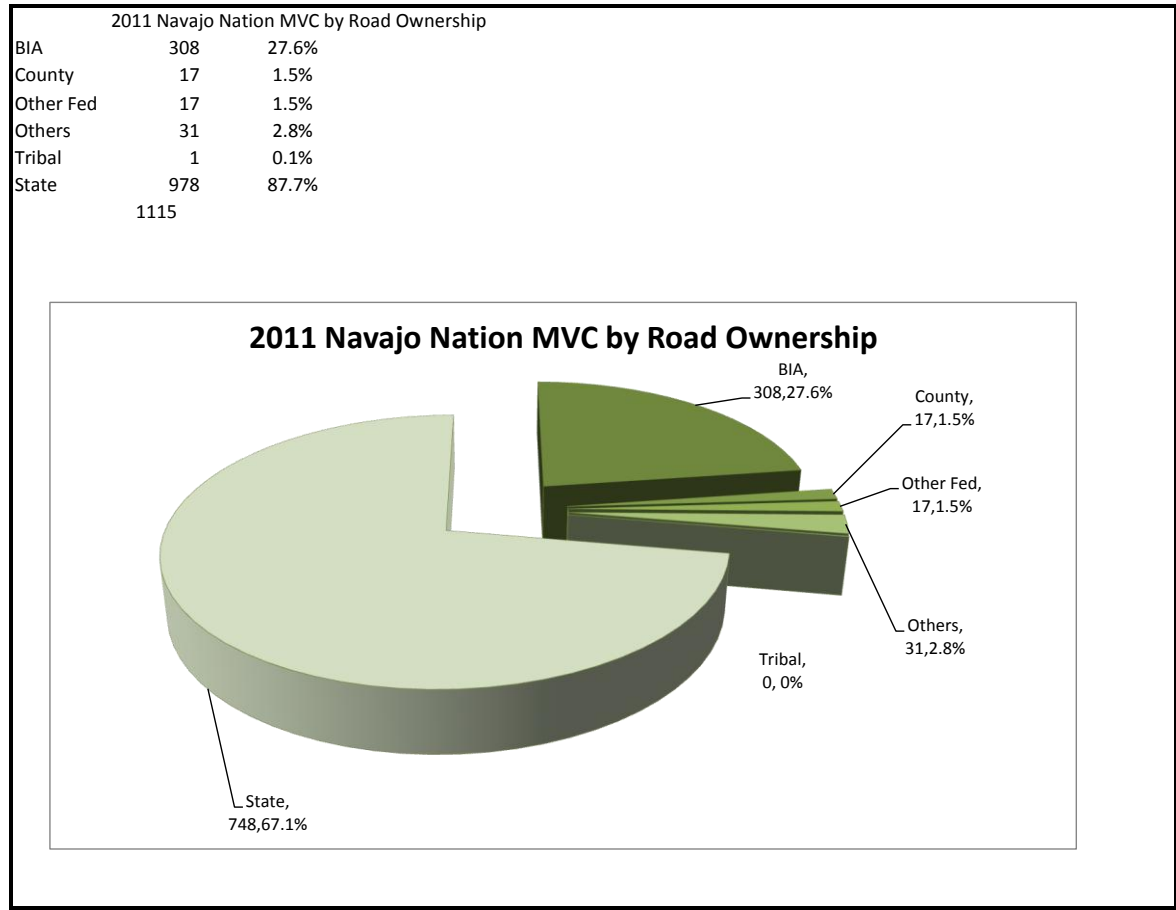
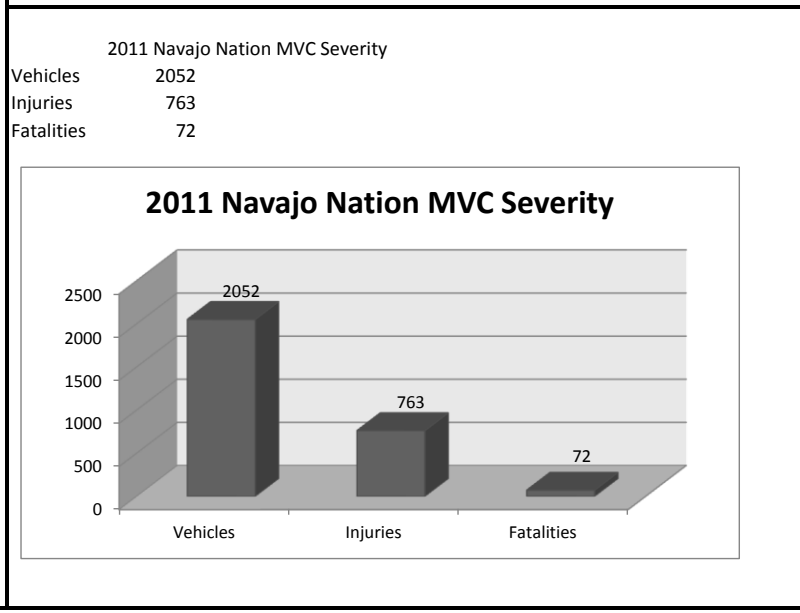


2008		2009		2010		2011		2012		TOTAL	
Navajo Nation MVC By CAUSE		Navajo Nation MVC By CAUSE		Navajo Nation MVC By CAUSE		Navajo Nation MVC By CAUSE		Navajo Nation MVC By CAUSE		TOTAL	
1-Driver Inattention	130	1-Driver Inattention	178	1-Driver Inattention	109	1-Driver Inattention	133	1-Driver Inattention	0	550	1-Driver Inattention
2-Speeding	120	2-Speeding	89	2-Speeding	143	2-Speeding	222	2-Speeding	0	574	2-Speeding
3-Failed to Yield Right of Way	55	3-Failed to Yield Right of Way	46	3-Failed to Yield Right of Way	82	3-Failed to Yield Right of Way	111	3-Failed to Yield Right of Way	0	294	3-Failed to Yield Right of Way
4-Ran Stop Sign	16	4-Ran Stop Sign	4	4-Ran Stop Sign	10	4-Ran Stop Sign	22	4-Ran Stop Sign	0	52	4-Ran Stop Sign
5-Disregarded traffic signal	5	5-Disregarded traffic signal	8	5-Disregarded traffic signal	12	5-Disregarded traffic signal	20	5-Disregarded traffic signal	0	45	5-Disregarded traffic signal
6-Following to closely	20	6-Following to closely	33	6-Following to closely	53	6-Following to closely	46	6-Following to closely	0	152	6-Following to closely
7-Drove left of center	16	7-Drove left of center	15	7-Drove left of center	30	7-Drove left of center	87	7-Drove left of center	0	148	7-Drove left of center
8-Unsafe lane change/passing	10	8-Unsafe lane change/passing	22	8-Unsafe lane change/passing	20	8-Unsafe lane change/passing	40	8-Unsafe lane change/passing	0	92	8-Unsafe lane change/passing
9-Improper turn	16	9-Improper turn	18	9-Improper turn	17	9-Improper turn	18	9-Improper turn	0	69	9-Improper turn
10-Improper backing	1	10-Improper backing	7	10-Improper backing	5	10-Improper backing	16	10-Improper backing	0	29	10-Improper backing
11-Other improper driving	17	11-Other improper driving	15	11-Other improper driving	7	11-Other improper driving	9	11-Other improper driving	0	48	11-Other improper driving
12-Object on road	8	12-Object on road	2	12-Object on road	6	12-Object on road	11	12-Object on road	0	27	12-Object on road
13-Animal on road	103	13-Animal on road	110	13-Animal on road	160	13-Animal on road	233	13-Animal on road	0	606	13-Animal on road
14-No improper driving	44	14-No improper driving	56	14-No improper driving	31	14-No improper driving	104	14-No improper driving	0	235	14-No improper driving
15-Under the influence of alcohol	82	15-Under the influence of alcohol	105	15-Under the influence of alcohol	228	15-Under the influence of alcohol	136	15-Under the influence of alcohol	0	551	15-Under the influence of alcohol
16-Under the influence of drug	2	16-Under the influence of drug	1	16-Under the influence of drug	3	16-Under the influence of drug	0	16-Under the influence of drug	0	6	16-Under the influence of drug
17-Pedestrian error	6	17-Pedestrian error	14	17-Pedestrian error	5	17-Pedestrian error	13	17-Pedestrian error	0	38	17-Pedestrian error
18-Inadequate brakes	2	18-Inadequate brakes	4	18-Inadequate brakes	5	18-Inadequate brakes	14	18-Inadequate brakes	0	25	18-Inadequate brakes
19-Defective tires	6	19-Defective tires	6	19-Defective tires	7	19-Defective tires	29	19-Defective tires	0	48	19-Defective tires
20-Other mechanical defect	9	20-Other mechanical defect	6	20-Other mechanical defect	7	20-Other mechanical defect	16	20-Other mechanical defect	0	38	20-Other mechanical defect
21-Road defect	13	21-Road defect	18	21-Road defect	33	21-Road defect	15	21-Road defect	0	79	21-Road defect
22-Traffic control not functioning	0	22-Traffic control not functioning	3	22-Traffic control not functioning	0	22-Traffic control not functioning	0	22-Traffic control not functioning	0	3	22-Traffic control not functioning
23-Unknown/ Sleeping on wheel	68	23-Unknown/ Sleeping on wheel	44	23-Unknown/ Sleeping on wheel	32	23-Unknown/ Sleeping on wheel	44	23-Unknown/ Sleeping on wheel	0	188	23-Unknown/ Sleeping on wheel

2008		2009		2010		2011		2012		TOTAL	
Navajo Nation MVC By COLLISION		Navajo Nation MVC By COLLISION		Navajo Nation MVC By COLLISION		Navajo Nation MVC By COLLISION		Navajo Nation MVC By COLLISION		TOTAL	
1-Single crash/non-collision	88	1-Single crash/non-collision	93	1-Single crash/non-collision	119	1-Single crash/non-collision	18	1-Single crash/non-collision	0	318	1-Single crash/non-collision
2-Overturn/ rollover	119	2-Overturn/ rollover	120	2-Overturn/ rollover	159	2-Overturn/ rollover	214	2-Overturn/ rollover	0	612	2-Overturn/ rollover
3-Ran off road	41	3-Ran off road	43	3-Ran off road	100	3-Ran off road	102	3-Ran off road	0	286	3-Ran off road
4-Skidded/ sliding	39	4-Skidded/ sliding	39	4-Skidded/ sliding	57	4-Skidded/ sliding	98	4-Skidded/ sliding	0	233	4-Skidded/ sliding
5-Head-on	31	5-Head-on	41	5-Head-on	42	5-Head-on	43	5-Head-on	0	157	5-Head-on
6-Front ended	39	6-Front ended	19	6-Front ended	59	6-Front ended	71	6-Front ended	0	188	6-Front ended
7-Rear ended	105	7-Rear ended	127	7-Rear ended	153	7-Rear ended	245	7-Rear ended	0	630	7-Rear ended
8-Side swiped	42	8-Side swiped	55	8-Side swiped	50	8-Side swiped	119	8-Side swiped	0	266	8-Side swiped
9-Hit side of vehicle	53	9-Hit side of vehicle	48	9-Hit side of vehicle	26	9-Hit side of vehicle	5	9-Hit side of vehicle	0	132	9-Hit side of vehicle
10-Angle hit	15	10-Angle hit	12	10-Angle hit	49	10-Angle hit	68	10-Angle hit	0	144	10-Angle hit
11-Hit and run	16	11-Hit and run	9	11-Hit and run	18	11-Hit and run	18	11-Hit and run	0	61	11-Hit and run
12-Hit object on road	5	12-Hit object on road	0	12-Hit object on road	0	12-Hit object on road	23	12-Hit object on road	0	28	12-Hit object on road
13-Hit animal	80	13-Hit animal	92	13-Hit animal	134	13-Hit animal	224	13-Hit animal	0	530	13-Hit animal
14-Hit object by road side	5	14-Hit object by road side	2	14-Hit object by road side	5	14-Hit object by road side	25	14-Hit object by road side	0	37	14-Hit object by road side
15-Hit parked vehicle	1	15-Hit parked vehicle	11	15-Hit parked vehicle	0	15-Hit parked vehicle	4	15-Hit parked vehicle	0	16	15-Hit parked vehicle
16-Hit utility pole	0	16-Hit utility pole	4	16-Hit utility pole	2	16-Hit utility pole	3	16-Hit utility pole	0	9	16-Hit utility pole
17-Hit pedestrian	10	17-Hit pedestrian	14	17-Hit pedestrian	13	17-Hit pedestrian	25	17-Hit pedestrian	0	62	17-Hit pedestrian
18-Hit pedalcyclist	2	18-Hit pedalcyclist	0	18-Hit pedalcyclist	1	18-Hit pedalcyclist	1	18-Hit pedalcyclist	0	4	18-Hit pedalcyclist
19-Hit motorcycle	1	19-Hit motorcycle	5	19-Hit motorcycle	2	19-Hit motorcycle	2	19-Hit motorcycle	0	10	19-Hit motorcycle
20-Hit ATV	1	20-Hit ATV	0	20-Hit ATV	0	20-Hit ATV	1	20-Hit ATV	0	2	20-Hit ATV
21-Hazardous Material	0	21-Hazardous Material	0	21-Hazardous Material	1	21-Hazardous Material	0	21-Hazardous Material	0	1	21-Hazardous Material
22-Other Vehicle	21	22-Other Vehicle	64	22-Other Vehicle	1	22-Other Vehicle	9	22-Other Vehicle	0	95	22-Other Vehicle
23-Unknown/ others	21	23-Unknown/ others	6	23-Unknown/ others	12	23-Unknown/ others	24	23-Unknown/ others	0	63	23-Unknown/ others

2008		2009		2010		2011		2012		TOTAL	
Navajo Nation MVC By DR/TRF ACTION		Navajo Nation MVC By DR/TRF ACTION		Navajo Nation MVC By DR/TRF ACTION		Navajo Nation MVC By DR/TRF ACTION		Navajo Nation MVC By DR/TRF ACTION		TOTAL	
1-Making a right turn	36	1-Making a right turn	15	1-Making a right turn	28	1-Making a right turn	52	1-Making a right turn	0	131	1-Making a right turn
2-Making a left run	64	2-Making a left run	92	2-Making a left run	126	2-Making a left run	120	2-Making a left run	0	402	2-Making a left run
3-Going straight ahead	459	3-Going straight ahead	476	3-Going straight ahead	516	3-Going straight ahead	743	3-Going straight ahead	0	2194	3-Going straight ahead
4-Over taking/ Passing	22	4-Over taking/ Passing	29	4-Over taking/ Passing	90	4-Over taking/ Passing	211	4-Over taking/ Passing	0	352	4-Over taking/ Passing
5-Changing lanes	15	5-Changing lanes	21	5-Changing lanes	70	5-Changing lanes	15	5-Changing lanes	0	121	5-Changing lanes
6-Making U-turn	13	6-Making U-turn	13	6-Making U-turn	16	6-Making U-turn	21	6-Making U-turn	0	63	6-Making U-turn
7-Backing	5	7-Backing	17	7-Backing	28	7-Backing	54	7-Backing	0	104	7-Backing
8-Stopped in traffic	8	8-Stopped in traffic	26	8-Stopped in traffic	43	8-Stopped in traffic	57	8-Stopped in traffic	0	134	8-Stopped in traffic
9-Slowing	4	9-Slowing	12	9-Slowing	4	9-Slowing	9	9-Slowing	0	29	9-Slowing
10-Parking/ Leaving parking	3	10-Parking/ Leaving parking	5	10-Parking/ Leaving parking	10	10-Parking/ Leaving parking	12	10-Parking/ Leaving parking	0	30	10-Parking/ Leaving parking
11-Working on road/ Pushing vehicle	0	11-Working on road/ Pushing vehicle	0	11-Working on road/ Pushing vehicle	0	11-Working on road/ Pushing vehicle	0	11-Working on road/ Pushing vehicle	0	0	11-Working on road/ Pushing vehi
12-Avoiding object/ Vehicle/ Animal	15	12-Avoiding object/ Vehicle/ Animal	40	12-Avoiding object/ Vehicle/ Animal	46	12-Avoiding object/ Vehicle/ Animal	22	12-Avoiding object/ Vehicle/ Animal	0	53	12-Avoiding object/ Vehicle/ Anim
13-Entering/ Leaving driveway or road side	13	13-Entering/ Leaving driveway or road side	13	13-Entering/ Leaving driveway or road side	12	13-Entering/ Leaving driveway or road side	15	13-Entering/ Leaving driveway or road side	0	53	13-Entering/ Leaving driveway or r
14-Getting on/ off vehicle	0	14-Getting on/ off vehicle	0	14-Getting on/ off vehicle	0	14-Getting on/ off vehicle	0	14-Getting on/ off vehicle	0	0	14-Getting on/ off vehicle
15-Walking/ Standing/ Crossing	2	15-Walking/ Standing/ Crossing	3	15-Walking/ Standing/ Crossing	2	15-Walking/ Standing/ Crossing	3	15-Walking/ Standing/ Crossing	0	10	15-Walking/ Standing/ Crossing
16-Other	77	16-Other	25	16-Other	9	16-Other	5	16-Other	0	116	16-Other
17-Unknown	11	17-Unknown	17	17-Unknown	3	17-Unknown	2	17-Unknown	0	33	17-Unknown

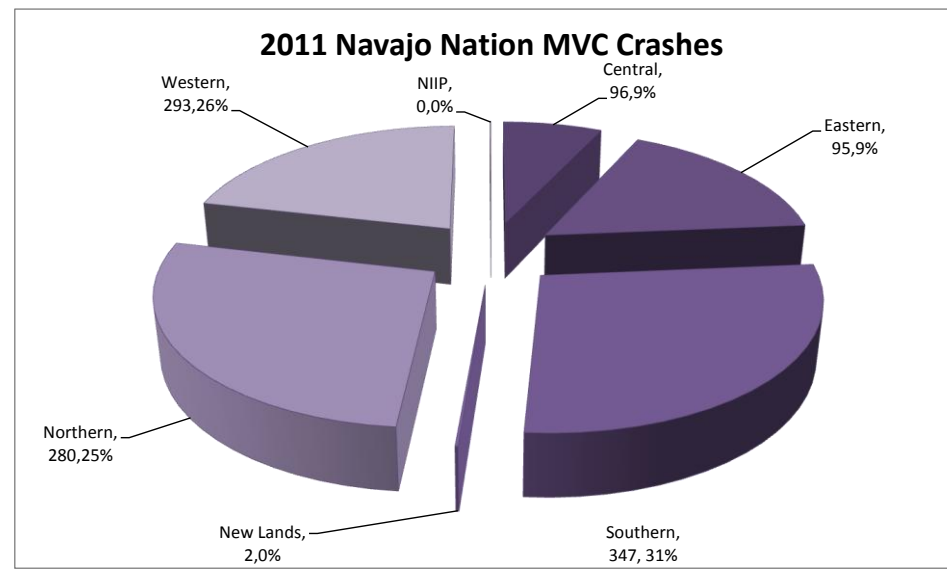
Navajo Nation MVC Crashes of Severity		Navajo Nation MVC by Road Ownership	
2008		2008	
Vehicles	1141	BIA	302
Injuries	511	County	32
Fatalities	62	State	409
2009		2009	
Vehicles	1255	BIA	288
Injuries	564	County	26
Fatalities	45	State	477
2010		2010	
Vehicles	1496	BIA	399
Injuries	572	County	25
Fatalities	47	State	576
2011		2011	
Vehicles	2052	BIA	308
Injuries	763	County	17
Fatalities	72	State	978
2012		2012	
Vehicles	0	BIA	0
Injuries	0	County	0
Fatalities	0	State	0
Total		Total	
Vehicles	5944	BIA	1297
Injuries	2410	County	100
Fatalities	226	State	2440



Navajo Nation MVC per Agency

Agency	2008	2009	2010	2011	2012	Total
Central	70	59	79	96	0	304
Eastern	114	69	59	229	0	471
Southern	164	185	255	379	0	983
New Lands	3	2	5	2	0	12
Northern	259	285	269	374	0	1187
Western	135	197	336	293	0	961
NIIP	6	7	0	0	0	13
1373						

Agency	Crashes	Percentage
Central	96	9%
Eastern	229	21%
Southern	379	34%
New Lands	2	0%
Northern	374	34%
Western	293	26%
NIIP	1	0%



2011 Navajo Nation MVC by CAUSE

Crash Cause	Count	Percentage
13-Animal on road	233	20.9%
2-Speeding	222	19.9%
15-Under the Influence	136	12.2%
1-Driver Inattention	133	11.9%
3-Failed to Yield Right of Way	111	10.0%
14-No improper driving	104	9.3%
7-Drove left of center	87	7.8%
6-Following too closely	46	4.1%
23-unknown/ Sleeping on wheel	44	3.9%
8-Unsafe lane change/passing	40	3.6%
19-Defective tires	29	2.6%
4-Ran Stop Sign	22	2.0%
5-Disregarded traffic signal	20	1.8%
9-Improper turn	18	1.6%
10-Improper backing	16	1.4%
20-Other mechanical defect	16	1.4%
21-Road defect	15	1.3%
18-Inadequate brakes	14	1.3%
17-Pedestrian error	13	1.2%
12-Object on road	11	1.0%
11-Other improper driving	9	0.8%
16-Under the influence of drug	0	0.0%
22-Traffic control not functioning	0	0.0%

2011 Navajo Nation MVC by COLLISION

Collision Type	Count	Percentage
7-Rear ended	245	22.0%
13-Hit animal	224	20.1%
2-Overturn/ rollover	214	19.2%
8-Side swiped	119	10.7%
3-Ran off road	102	9.1%
4-Skidded/ sliding	98	8.8%
6-Front ended	71	6.4%
10-Angle hit	68	6.1%
5-Head-on	43	3.9%
12-Hit object on road	23	2.1%
17-Hit pedestrian	25	2.2%
14-No improper driving	25	2.2%
23-Unknown/ others	24	2.2%
1-Single crash/non-collision	18	1.6%
11-Hit and run	18	1.6%
21-Hazardous Material	9	0.8%
22-Other Vehicle	9	0.8%
9-Hit side of vehicle	5	0.4%
15-Hit parked vehicle	4	0.4%
16-Hit utility pole	3	0.3%
19-Hit motorcycle	2	0.2%
18-Hit bicyclist	1	0.1%
20-Hit ATV	1	0.1%

2011 Navajo Nation MVC by DR/TRF ACTION

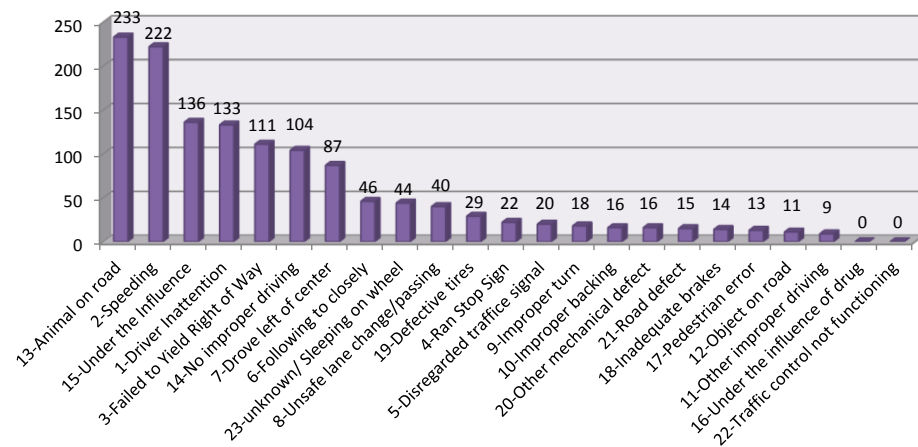
DR/TRF Action	Count	Percentage
3-Going straight ahead	743	66.6%
4-Over taking/ Passing	211	18.9%
2-Making a left run	120	10.8%
8-Stopped in traffic	57	5.1%
7-Backing	54	4.8%
1-Making a right turn	52	4.7%
12-Avoiding object/ Vehicle/ Animal	22	2.0%
6-Making U-turn	21	1.9%
5-Changing lanes	15	1.3%
13-Entering/ Leaving driveway or r	15	1.3%
10-Parking/ Leaving parking	12	1.1%
9-Slowing	9	0.8%
16-Other	5	0.4%
15-Walking/ Standing/ Crossing	3	0.3%
17-Unknown	2	0.2%
11-Working on road/ Pushing vehi	0	0.0%
14-Getting on/ off vehicle	0	0.0%

Routes with the Highest Crashes for each Agency in 2011

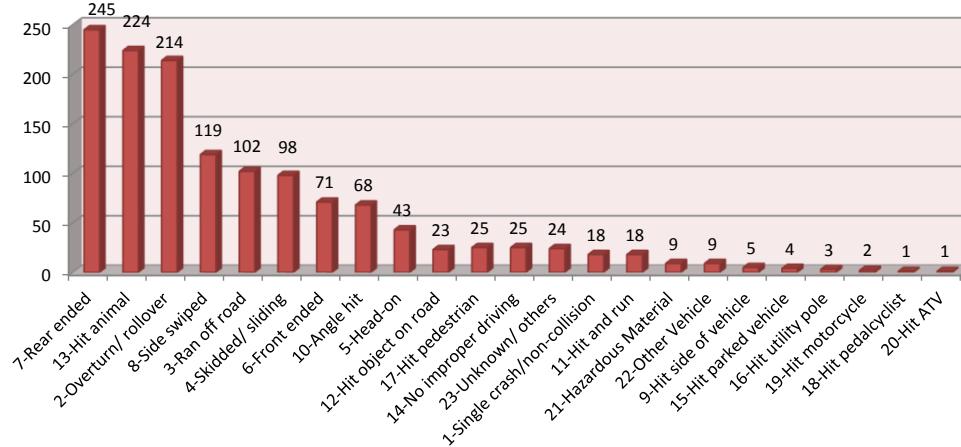
AGENCY	BIA Route	# Crashes	State Route	# Crashes
Northern	N36	20	491	128
	N13	10	64	98
	N34	6	160	28
Western	N59	10	89	110
	N16	5	160	76
	N1017	5	98	24
Eastern	N9	6	264	26
	N11	4	371	41
	N48	2	602	36
Central	N4	13	191	48
	N7	9		
	N12	7		
Southern	N12	37	264	88
	N15	27	40	83
	N112	7	491	32
New Lands	N00	~	191	2
	~	~	~	~
	~	~	~	~
NIIP	~	~	~	~
	~	~	~	~
	~	~	~	~
		168	820	

988 72%

2011 Navajo Nation MVC by CAUSE



2011 Navajo Nation MVC by COLLISION Type



2011 Navajo Nation MVC by DR/TRF ACTION

